



GOVERNMENT GENERAL DEGREE COLLEGE, TEHATTA

Tehatta, Nadia, Pin-741160

CRITERION 3

3.5 Collaboration

Key Indicator 3.5 – Collaboration Number of functional MoUs/linkages with institutions/ industries in India and abroad for internship, on-the-job training, project work, student / faculty exchange and collaborative research during the last five years

during the last five years


student / faculty exchange and collaborative research

abroad for internship, on-the-job training, project work

LIST OF DOCUMENTS

List of year wise activities and exchange should be provided





Dr. Sibsankar Pal
Officer-in-charge
Govt. Gen. Degree College, Tehatta
Nadia-741160



GOVERNMENT GENERAL DEGREE COLLEGE, TEHATTA

Tehatta, Nadia, Pin-741160

Sl No.	Name of the MoU / linkage	Name of the institution / industry with whom the MoU / linkage is made, with contact details	Year of signing MoU / linkage	Purpose of the MoU/Linkage (internship, on-the-job training, project work, student / faculty exchange and collaborative research)	Duration of MoU / linkage
1	Linkage for Joint Ph.D Supervisor	Ramkrishna Mission Vidyamandir	2021	Supervision a Ph.D. students by Dr. Supratim Mukherjee , Assistant Professor of Mathematics	Continuing



Ramakrishna Mission Vidyamandira
P.O. Belur Math, Dist. Howrah - 711202, West Bengal, India
A Residential Autonomous College affiliated to Calcutta University
College with Potential for Excellence • Re-accredited by NAAC with 'A'
Phone : (033) 2654 9181 / 9632; E-mail : vidyamandira@gmail.com; Website : www.vidyamandira.ac.in

Ref.No. SVRC/MATH/GUIDE/Ph.D./2021/09 11th January, 2022

Dr. Supratim Mukherjee
Assistant Professor
Department of Mathematics
Government General Degree College
Tehatta

Respected Sir,


I am glad to inform you that you are hereby appointed Ph.D. Joint supervisor of the following research scholar.

I request you to kindly follow the guidelines as framed by Swami Vivekananda Research Centre for the Ph.D. research scholar as per UGC Regulations, 2016 and as was amended time to time:

- Kindly note that your scholar has to secure pass marks in the Ph.D. course work and complete the same according to the regulations "Swami Vivekananda Research Centre at Ramakrishna Mission Vidyamandira an Autonomous College, affiliated to University of Calcutta, (Regulation for the Doctor of Philosophy, Ph.D.), Regulations 2017". Please note that your scholar has been asked to contact the department in this regard. If he fails to complete the Ph.D. course work as per the regulations within three consecutive times and within four years from the date of registration, his Ph.D. programme registration will automatically be cancelled.
- Kindly send a brief Report of Progress (RoP) of the research work of your scholar within 15 days after the completion of each semester. Please write it in the format as attached herewith. You may photocopy it.
- After the submission of Report of Progress (RoP) your scholar shall have to appear before the Research Advisory Committee to make the presentation of the progress of his work for evaluation and further guidance. Please follow the six monthly progress report schedule for his course duration:
 - 1st six monthly progress report submission date: 14th June, 2022.
 - 2nd six monthly progress report submission date: 14th December, 2022.
 - 3rd six monthly progress report submission date: 14th June, 2023.
 - 4th six monthly progress report submission date: 14th December, 2023.
 - 5th six monthly progress report submission date: 14th June, 2024.
 - 6th six monthly progress report submission date: 14th December, 2024.
 - 7th six monthly progress report submission date: 14th June, 2025.

1




Dr. Sibsankar Pal
Officer-in-charge
Govt. Gen. Degree College, Tehatta
Nadia-741160



GOVERNMENT GENERAL DEGREE COLLEGE, TEHATTA

Tehatta, Nadia, Pin-741160



Ramakrishna Mission Vidyamandira

P.O. Belur Math, Dist. Howrah - 711202, West Bengal, India

A Residential Autonomous College affiliated to Calcutta University
College with Potential for Excellence • Re-accredited by NAAC with 'A'

Phone : (033) 2654 9181 / 9632; E-mail : vidyamandira@gmail.com; Website : www.vidyamandira.ac.in

8. 8th six monthly progress report submission date: 14th December, 2025.
 9. 9th six monthly progress report submission date: 14th June, 2026.
 10. 10th six monthly progress report submission date: 14th December, 2026.
4. If he fails to submit the Report of Progress (RoP) within the scheduled date his registration will remain suspended. However after submitting a fine Rs. 1000.00/- only he may submit Report of Progress (RoP) within one month after the scheduled date as mentioned above. If he fails to comply with this schedule of delay, his registration may be cancelled.
 5. If he does not submit his Report of Progress (RoP) in two consecutive semesters, his registration would automatically get cancelled.
 6. In case the progress of the research scholar is unsatisfactory, the Research Advisory Committee shall record the reasons for the same and suggest corrective measures and the Research Advisory Committee may recommend to the college (with specific reasons) for cancellation of the registration of the research scholar.
 7. Please ensure that he has at least two meetings (*to be held in virtual mode during the pandemic period*) with you every month. Please keep the date, time, and name of the concerned research scholar and the supervisor in the form which you are requested to collect from Swami Vivekananda Research Centre office. *During the pandemic, however, a soft copy of this form will be sent to you.*
 8. Please make sure NOT to meet your scholar at your residence. During the pandemic, you are required to meet him in an online mode.
 9. In case of any difficulty, you may contact the undersigned or the Vice-Principal/ Key Nodal Officer, SVRC.
 10. For arrangement of RAC meeting, kindly directly talk to the undersigned or the Vice-Principal.

Details of Research Scholar:

1. Name of the Research Scholar: RATAN JANA
2. Registration Number: A04/PH.D./MATH/12/2021/5009
3. Date of Registration: 14th December, 2021
4. Whether a Recipient of any Fellowship or not : No (till date)



Yours sincerely

Vice-Principal,

SWAMI MAHAPRAJNANANDA
Vice-Principal
Ramakrishna Mission Vidyamandira
A Residential Autonomous College
P.O.-Belur Math :: Howrah-711202



Dr. Sibsankar Pal
Officer-in-charge
Govt. Gen. Degree College, Tehatta
Nadia-741160



GOVERNMENT GENERAL DEGREE COLLEGE, TEHATTA

Tehatta, Nadia, Pin-741160

Sl No.	Name of the MoU / linkage	Name of the institution / industry with whom the MoU / linkage is made, with contact details	Year of signing MoU / linkage	Purpose of the MoU/Linkage (internship, on-the-job training, project work, student / faculty exchange and collaborative research)	Duration of MoU / linkage
1	Collaborative Research Activity	ALIAH UNIVERSITY	2022	Research activity by DR. Md ABUL KASIM MOLLA , Assistant Professor of Mathematics	Continuing

Government of West Bengal
Office of the Principal




e-mail : tehattagovtcollege@gmail.com
Web : tehattagovtcollege.ac.in
Ph. : 03471-250100

GOVERNMENT GENERAL DEGREE COLLEGE, TEHATTA

Tehatta, Nadia, Pin-741160

This is to certify that college has no objection in permitting **DR. Md ABUL KASIM MOLLA, ASSISTANT PROFESSOR OF MATHEMATICS** to continue his research/academic linkage/activities with the **DEPARTMENT OF MATHEMATICS & STATISTICS, ALIAH UNIVERSITY** started in 2022 without hampering the normal duties of college.




Dr. Sibankar Pal
Officer-in-charge
Govt. Gen. Degree College, Tehatta
Nadia-741160



GOVERNMENT GENERAL DEGREE COLLEGE, TEHATTA

Tehatta, Nadia, Pin-741160

WAVES IN RANDOM AND COMPLEX MEDIA
<https://doi.org/10.1080/17455030.2022.2161023>



Check for updates

A two-temperature generalized piezo-thermoelastic problem with Eringen's non-local effect and memory-dependent derivatives under three-phase-lag heat transfer

Nasiruddin Mondal, Md Abul Kashim Molla and Sadek Hossain Mallik

Department of Mathematics & Statistics, Aliah University, Kolkata, India

ABSTRACT

This article deals with piezo-thermoelastic interactions in a homogeneous, isotropic generalized thermoelastic semi-infinite medium whose boundary is assumed to be traction free and subjected to a thermal loading. This study has been carried out in the context of two-temperature three-phase-lag generalized theory of thermoelasticity considering Eringen's non-local theory and memory-dependent derivatives. The governing equations of the problem are solved in Laplace transform domain by applying state space approach. The inversion of Laplace transform of the solutions has been done numerically. Numerical solutions obtained for different thermophysical quantities are represented in graphs to study the effects of different relevant parameters.

ARTICLE HISTORY

Received 6 November 2021
Accepted 11 October 2022

KEYWORDS

Two-temperature generalized piezo-thermoelasticity; Eringen's non-local elasticity; three-phase-lag model; memory-dependent derivative; state space approach; vector-matrix differential equation

2010 MATHEMATICS
SUBJECT CLASSIFICATION
74F05

1. Introduction

Generalized thermoelasticity, a new milestone in the theories of thermoelasticity, prevails over the vital imperfections of classical theories of thermoelasticity. Lord and Shulman [1] are the two pioneers who contributed first heavily to the coupled thermoelasticity by introducing generalized theory of thermoelasticity through alteration of the parabolic nature of the heat conduction equation to hyperbolic nature. They did this revolutionary change in the nature of the heat conduction equation by incorporating a relaxation time parameter in the Fourier's law of heat conduction and in doing so, the unrealistic phenomenon of infinite speed of thermal wave propagation was replaced by practical observation of finite speed of propagation of thermal waves. Later on a bunch of generalized thermoelastic theories viz., Green-Lindsay (G-L) theory [2], Green-Naghdi (G-N) theories [3-5], dual-phase-lag theory [6] and three-phase-lag theory [7] were introduced. To know in detail, one can go through the works of Ignaczak [8] and Chandrasekharaiah [9,10]. It is to mention that generalized thermoelastic theories are more acceptable in compared to the classical thermoelastic theories to tackle real-life oriented problems with high heat fluxes and very short interval of time, which generally occur in nuclear reactors, energy channels, LASER beams, etc.

CONTACT Sadek Hossain Mallik sadek.math@aliah.ac.in

© 2022 Informa UK Limited, trading as Taylor & Francis Group

Mechanics of Advanced Composite Structures 11 (2024), Serial Number 23, 413 - 424



Mechanics of Advanced Composite Structures

Journal homepage: <https://macs.semnan.ac.ir/>

ISSN: 2423-7043



Research Article

Generalized Thermoelastic Interactions Using an Eigenvalue Technique in a Transversely Isotropic Unbounded Medium with Memory Having a Line Heat Source

Tanmoy Seth^a, Md Abul Kashim Molla^b, Sadek Hossain Mallik^{a*}

^a Department of Mathematics and Statistics, Aliah University, Kolkata-700160, India

^b Government General Degree College, Tehatta, Nadia- 741160, India

ARTICLE INFO

Article history:

Received: 2023-09-29

Revised: 2024-01-16

Accepted: 2024-03-12

Keywords:

Memory-Dependent derivative;
Eigen value approach;
Vector-Matrix differential equation;
Steflsted method.

ABSTRACT

The present article looks over thermoelastic interactions in a homogeneous, linear, transversely isotropic unbounded continuum with the aid of memory-dependent derivatives in the presence of a line heat source. The exploration has been unifiedly carried out in the context of Green-Lindsay and Lord-Shulman models. A cylindrical polar coordinates system has been used to describe the problem and the eigenvalue technique has been adopted to solve the governing field equations in the transformed domain of Laplace. The solution for different thermophysical quantities is obtained in the real space-time domain using the Stehfest method for numerical Laplace inversion. The obtained numerical data for different thermophysical quantities are plotted in graphs to investigate the impacts of the time delay parameter, and the different kernel functions, and a comparison between the considered models has been accomplished. It is worth mentioning that the results of an analogous problem for isotropic material can be easily deduced from the corresponding results of this article. The adoption of generalized thermoelastic theory with memory-dependent derivative along with eigenvalue technique in analyzing the thermoelastic interactions is relatively fresh.

© 2024 The Author(s). Mechanics of Advanced Composite Structures published by Semnan University Press.

This is an open access article under the CC-BY 4.0 license. (<https://creativecommons.org/licenses/by/4.0/>)

1. Introduction

The heat conduction equation of the classical theory of thermoelasticity does not accommodate any elastic term and it is parabolic in nature. It denies the practical observation of heat generation due to elastic changes and it also recommends boundless speed of the thermal wave propagation. The generalized theory of thermoelasticity prevails over these major imperfections of the classical theory of thermoelasticity. Towards the formulation of generalized theory of thermoelasticity, many

pioneers have their valuable contributions of which we mention here some of them [1-9]. Ezzat [10] has solved a thermoelastic problem with two relaxation times in cylindrical regions. Youssef [11] has studied a thermoelastic problem in an infinite medium with a cylindrical cavity containing a moving heat source. Lotfy et al. [12, 13] have solved generalized thermoelastic problems for functionally graded and piezophoto-thermoelastic materials respectively. Lotfy and Hassan [14] have investigated the propagation of thermoelastic waves within the purview of the Lord-Shulman two-temperature

* Corresponding author.

E-mail address: sadek.math@aliah.ac.in

Cite this article as:

Seth, T., Molla, M. A. K. and Mallik, S. H., 2024. Generalized Thermoelastic Interactions Using an Eigenvalue Technique in a Transversely Isotropic Unbounded Medium with Memory Having a Line Heat Source. *Mechanics of Advanced Composite Structures*, 11(2), pp. 413-424.

<https://doi.org/10.22075/MACS.2024.319101563>



Dr. Sibsankar Pal
Officer-in-charge
Govt. Gen. Degree College, Tehatta
Nadia-741160



GOVERNMENT GENERAL DEGREE COLLEGE, TEHATTA

Tehatta, Nadia, Pin-741160

Sl No.	Name of the MoU / linkage	Name of the institution / industry with whom the MoU / linkage is made, with contact details	Year of signing MoU / linkage	Purpose of the MoU/Linkage (nternship, on-the-job training, project work, student / faculty exchange and collaborative research)	Duration of MoU / linkage
1	Collaborative Research Activity	IIT KHRAGPUR	2022	Research activity by DR. AJOY MANDAL , Assistant Professor of Physics	Continuing

Government of West Bengal
Office of the Principal




e-mail : tehattagovtcollege@gmail.com
Web : tehattagovtcollege.ac.in
Ph. : 03471-250100

GOVERNMENT GENERAL DEGREE COLLEGE, TEHATTA

Tehatta, Nadia, Pin-741160

This is to certify that college has no objection in permitting **DR. AJOY MANDAL**,
ASSISTANT PROFESSOR OF PHYSICS to continue his research/academic
linkage/activities with the **DEPARTMENT OF PHYSICS, IIT KHARAGPUR**
started in **2022** without hampering the normal duties of college.




Dr. Sibankar Pal
Officer-in-charge
Govt. Gen. Degree College, Tehatta
Nadia-741160



GOVERNMENT GENERAL DEGREE COLLEGE, TEHATTA

Tehatta, Nadia, Pin-741160

ACS APPLIED MATERIALS
& INTERFACES

www.acsami.org

Research Article

MOF-Assimilated High-Sensitive Organic Field-Effect Transistors for Rapid Detection of a Chemical Warfare Agent

Samik Mallik, Shyam Chand Pal, Snehanjan Acharyya, Shiv Prakash Verma, Ajoy Mandal, Prasanta Kumar Guha, Madhab C. Das, and Dipak Kumar Goswami*

Cite This: *ACS Appl. Mater. Interfaces* 2023, 15, 30580–30590

Read Online

ACCESS | Metrics & More | Article Recommendations | Supporting Information

ABSTRACT: The selective and rapid detection of trace amounts of highly toxic chemical warfare agents has become imperative for efficiently using military and civilian defense. Metal–organic frameworks (MOFs) are a class of inorganic–organic hybrid porous material that could be potential next-generation toxic gas sensors. However, the growth of a MOF thin film for efficiently utilizing the material properties for fabricating electronic devices has been challenging. Herein, we report a new approach to efficiently integrate MOF as a receptor through diffusion-induced ingress into the grain boundaries of the pentacene semiconducting film in the place of the most adaptive chemical functionalization method for sensor fabrication. We used bilayer conducting channel-based organic field-effect transistors (OFETs) as a sensing platform comprising CPO-27-Ni as the sensing layer, coated on the pentacene layer, showed a strong response toward sensing of diethyl sulfide, which is one of the stimulants of bis (2-chloroethyl) sulfide, a highly toxic sulfur mustard (HD). Using OFET as a sensing platform, these sensors can be a potential candidate for trace amounts of sulfur mustard detection below 10 ppm in real time as wearable devices for onsite uses.

KEYWORDS: organic field-effect transistors (OFETs), metal–organic frameworks (MOFs), chemical warfare agents (CWAs), recrystallization, sulfur mustard stimulants detection, Lewis acid–base interaction

INTRODUCTION

Over the last few decades, industrial revolutions around the world have initiated a new threat to the environment by generating toxic gases. This leads to the urgency for the development of different types of gas sensors for careful and accurate monitoring.^{1,2} During World War I (WWI), the chemical warfare agents (CWAs) used were highly toxic, and the exposure of a trace amount was enough to cause casualties of millions of people.^{3,4} Therefore, quick detection of CWAs are crucial to deaden the persistent threat of terrorist activities to humankind. However, the issues like stability, sensitivity, and poor detection limit are hindering the realization of the sensors in real-time use. These limitations demanded some emerging materials, which lead to the discovery of crystalline hybrid materials with some structural diversity. Metal–organic frameworks (MOFs) have grown immensely over the last 20 years and are considered excellent sensing materials due to their high sensitivity in sensing various analytes, ultrahigh porosity, and large effective surface area.^{5,6} During the past few years, researchers have used MOFs in the areas of catalysis,^{7,8} gas storage,⁹ gas separation,¹⁰ supercapacitor,¹¹ gas sensors,^{12–14} and optoelectronic-based sensors.¹⁵ Besides these applications, MOFs also found applications in microelectronics

industries for device fabrication as active channel materials or low- κ dielectric materials.^{16,17} However, this ongoing interest in the fabrication of high-quality, homogeneous, and crystalline MOF thin film is still a challenge as there is no suitable solvent available to dissolve MOF materials properly.¹⁸ Thus, a few methods have been used to fabricate MOF thin films such as layer-by-layer,¹⁹ Langmuir–Blodgett (LB),²⁰ direct syntheses from mother solution,^{21,22} seeded growth,²³ electrochemical methods,²⁴ spray coating,²⁵ and spin coating method.²⁶ However, the growing of uniform film under a device geometry is a challenge to exploit the material's unique properties. In this work, we have developed a new methodology to integrate MOF using a simple spin coating technique through diffusion-induced ingress into the grain boundaries of the underlying semiconducting layer and formed a well-ordered bilayer organic conducting channel for the fabrication of organic

Received: April 17, 2023

Accepted: May 30, 2023

Published: June 15, 2023



RESEARCH ARTICLE

Diffusion-Induced Thickness Thinning of Spin-Coated Films in Crystalline Grain Boundaries: A Process of Amorphization

Ajoy Mandal, Suman Mandal, Shiv Prakash Verma, Samik Mallik, Subhendu Sekhar Bag, and Dipak K. Goswami*

Complex molecular-level interactions of receptor molecules with semiconducting channels are often engineered to achieve higher sensitivity. However, integrating receptors in the sensor's semiconducting channel introduces deformation in crystallinity leading to poor device performance. In this work, the authors have shown how the growth of a peptide-based receptor molecule in the grain boundaries of pentacene semiconducting films can be controlled to maintain crystallinity with better integration. Pentacene has a bulk and a thin-film crystallographic phases with $\approx 5.8\%$ higher lattice constant. As the receptor molecules diffuse into the grain boundaries, they systematically start impairing the thin-film crystalline phase to bulk depending on the amount of mass transport, ushering to a complete amorphization at higher doses of diffusion. A statistical analysis of rough surfaces has been conducted to study the evolution of thin-film morphology, which is connected to the diffusion of the spin-coated film. Besides, a thickness thinning of the spin-coated film is observed due to diffusion-related mass transport into grain boundaries, which has been explained with a new thickness thinning rate equation. The damage in the crystalline quality is confirmed qualitatively with residual compressive strain developed due to the diffusion of molecules into grain boundaries.

1. Introduction

Organic semiconductors (OSCs) molecules are primarily used as an active channel for fabricating organic field-effect transistors (OFETs). However, OFETs are often used to fabricate various sensors after integrating receptor molecules into

receptor molecules into the semiconducting channel is very crucial in developing better OFET-based sensors. Over the last few decades, several theoretical models have been developed to correlate thin-film growth with different scaling exponents.^{1–3} These scaling exponents determine surface roughness, correlation length, roughness exponent, etc. In most cases, these

A. Mandal, S. Mandal, D. K. Goswami
Organic Electronics Laboratory
Department of Physics
Indian Institute of Technology Kharagpur
Kharagpur 721302, India
E-mail: dipak@phy.iitkgp.ac.in

S. P. Verma, S. Mallik, D. K. Goswami
School of Nanoscience and Technology
Indian Institute of Technology Kharagpur
Kharagpur 721302, India
S. S. Bag
Bioorganic Chemistry Laboratory
Department of Chemistry
Indian Institute of Technology Guwahati
Guwahati 781039, India

The ORCID identification number(s) for the author(s) of this article can be found under <https://doi.org/10.1002/admi.202202293>.

© 2023 The Authors. *Advanced Materials Interfaces* published by Wiley-VCH GmbH. This is an open access article under the terms of the Creative Commons Attribution License, which permits use, distribution and reproduction in any medium, provided the original work is properly cited.

DOI: 10.1002/admi.202202293

Adv. Mater. Interfaces 2023, 15, 2202293

2202293 (1 of 7)

© 2023 The Authors. *Advanced Materials Interfaces* published by Wiley-VCH GmbH

ACS Publications

© 2023 American Chemical Society

30580

<https://doi.org/10.1002/admi.202202293>
ACS Appl. Mater. Interfaces 2023, 15, 30580–30590



Dr. Sibsankar Pal
Officer-in-charge
Govt. Gen. Degree College, Tehatta
Nadia-741160



GOVERNMENT GENERAL DEGREE COLLEGE, TEHATTA

Tehatta, Nadia, Pin-741160

Sl No.	Name of the MoU / linkage	Name of the institution / industry with whom the MoU / linkage is made, with contact details	Year of signing MoU / linkage	Purpose of the MoU/Linkage (internship, on-the-job training, project work, student / faculty exchange and collaborative research)	Duration of MoU / linkage
1	Collaborative Research Activity	NIT DURGAPUR	2022	Research activity by DR. SANJOY SATPATI , Assistant Professor of Chemistry	Continuing

Government of West Bengal
Office of the Principal




e-mail : tehattagovtcollege@gmail.com
Web : tehattagovtcollege.ac.in
Ph. : 03471-250100

GOVERNMENT GENERAL DEGREE COLLEGE, TEHATTA

Tehatta, Nadia, Pin-741160

This is to certify that college has no objection in permitting **DR. SANJOY SATPATI, ASSISTANT PROFESSOR OF CHEMISTRY** to continue his research/academic linkage/activities with the **DEPARTMENT OF CHEMISTRY, NIT DURGAPUR** started in 2022 without hampering the normal duties of college.




Dr. Sibankar Pal
Officer-in-charge
Govt. Gen. Degree College, Tehatta
Nadia-741160



GOVERNMENT GENERAL DEGREE COLLEGE, TEHATTA

Tehatta, Nadia, Pin-741160

PCCP



PAPER

View Article Online
View Journal



Cite this: DOI: 10.1039/d3cp01392h

Experimental and theoretical investigation on the anti-corrosion characteristics of pyridine-substituted benzothiazole derivatives for mild steel in aqueous HCl†

Aditya Suhasaria,^a Rakhi Senapati,^a Sanjoy Satpati,^b Subhas Ghosal,^c Sukalpa Dey^c and Dipankar Sukul^{a,*}

Three new 2-(2-pyridyl)benzothiazole derivatives, namely 2-(benzothiazol-2-yl)pyridin-3-amine (APYBT), 2-(benzothiazol-2-yl)pyridin-5-ol (HPYBT) and 2-(pyridin-2-yl)benzothiazole (PYBT), have been synthesized. Those are tested for their potentiality to impart corrosion resistance to mild steel exposed to 1 M aqueous HCl. Both electrochemical and gravimetric experiments establish the studied benzothiazole (BT) derivatives as promising corrosion inhibitors, with APYBT standing out as the most effective one exerting more than 97% inhibition efficiency at 1 mM concentration. PYBT exerts the least inhibitory performance. The electron donating property of the amine group present on the pyridine moiety in APYBT could be responsible for the superiority of APYBT as a corrosion inhibitor among the three. A potentiodynamic polarization study revealed that the inhibitors could retard both the cathodic and anodic reactions. The adsorption of the inhibitors on metal surfaces follows the Langmuir adsorption isotherm. SEM images provide visual confirmation of the protection of mild steel surfaces from corrosion in the presence of the studied benzothiazole (BT) derivatives. The interaction pattern between the mild steel and the inhibitors is explored using results derived from density functional theory (DFT) calculations. Variation of the interaction energy as obtained from molecular dynamics (MD) simulation confirms the corrosion inhibitory trend. Fukui index calculation enables the role played by the substituent group towards the relative electron donation/acceptance properties of the atoms present at the different parts of the inhibitor molecule.

Received 27th March 2023
Accepted 13th June 2023

DOI: 10.1039/d3cp01392h

rscl/pccp

Introduction

Corrosion leads to the deterioration of a material, resulting from its chemical reaction with the environment. Metals thus adopt a more stable form, such as oxide, hydroxide, or sulphide. Corrosion leads to the degradation of various desirable properties of materials and shortens their shelf-life. However, as corrosion is thermodynamically spontaneous, only preventive measures can be employed. In addition to various other methods, like cathodic protection, the application of a corrosion inhibitor is another cost-effective and practical method.

Suitable organic inhibitors by virtue of the presence of π -bonds and lone electron pairs on the heteroatoms, like N, O and S, are adsorbed on the metal surface and block the cathodic or anodic reaction sites, or both.^{1–9} However, due to their environmentally harmful effects, heavy metal-based inorganic corrosion inhibitors are now under a process of gradual replacement with relatively environmentally benign organic inhibitors. A recent report showed that a mixture of rare earth metal ions, like Ce³⁺, in conjugation with amino acids, like cysteine, provides remarkable resistivity to corrosion of Al alloys in a saline environment.¹⁰ In recent years, there has been a tremendous surge in research employing various categories of organic corrosion inhibitors. This includes different heterocyclic bases, like thiazoles, benzothiazoles, benzotriazoles, imidazoles, benzimidazoles, benzoxazoles and many others.^{11–16} The examination of corrosion protection for mild steel in acidic environments is of primary interest among the researchers in this field. Steel is the most important structural and engineering material. High compressive and tensile strength, ductility and weldability, malleability, and above all relatively low cost

^a Department of Chemistry, National Institute of Technology, Durgapur 713 209, India. E-mail: dipankar.sukul@ch.nitdgp.ac.in

^b Department of Chemistry, Government General Degree College, Tehatta, Nadia 741 160, India

^c Department of Basic Science and Humanities, Dr B. C. Roy Engineering College, Durgapur 713 208, India

† Electronic supplementary information (ESI) available: NMR, FTIR, mass spectra, EIS spectra, adsorption isotherms, Arrhenius plots, and Fukui indices. See DOI: <https://doi.org/10.1039/d3cp01392h>

This journal is © the Owner Societies 2023

Phys. Chem. Chem. Phys.

Journal of Bio- and Tribo-Corrosion (2023) 9:26
<https://doi.org/10.1007/s40735-023-00746-9>

Effect of the Heterocyclic Groups on the Anti-corrosion Performance of Heterocyclic Schiff Bases of Benzothiazole for Mild Steel in 1 M Aqueous HCl

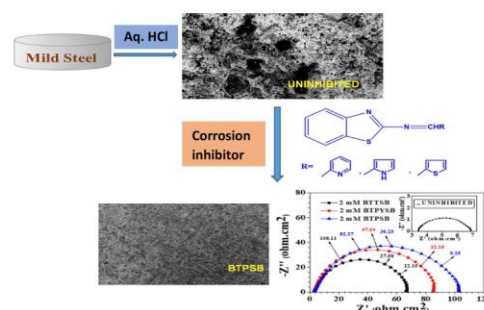
Aditya Suhasaria¹ · Sanjoy Satpati^{1,2} · Subhas Ghosal¹ · Sukalpa Dey³ · Dipankar Sukul¹

Received: 9 October 2022 / Revised: 9 January 2023 / Accepted: 18 February 2023
© The Author(s), under exclusive licence to Springer Nature Switzerland AG 2023

Abstract

Three different heterocyclic Schiff bases of benzothiazole were prepared through condensation of 2-amino benzothiazole with pyrrole-2-carboxaldehyde, pyridine-2-carboxaldehyde, and thiophene-2-carboxaldehyde, separately (abbreviated as BTPSB, BTPYSB and BTTSB, receptively). Their anti-corrosive propensity towards mild steel in 1 M aqueous HCl were tested using both electrochemical and gravimetric estimations. Effects of temperature and immersion time were also evaluated. BTPSB is found to be superior inhibitor among the three resulting in more than 97% of inhibition efficiency of mild steel when exposed for 48 h in aqueous HCl at 30 °C. This is corroborated in terms of interaction energy as obtained from molecular dynamics (MD) simulation study. Benzothiazole (BT) Schiff bases act as mixed type inhibitor and their adsorption on mild steel surface are governed by different interactions, like van der Waals, electrostatic (physisorption) as well as charge transfer or sharing (chemisorption). From density functional theory (DFT) calculation and Fukui indices values of atoms, mode of interaction between the inhibitor molecules and Fe metal surface was ascertained.

Graphical Abstract



Keywords Mild steel · Benzothiazole Schiff base · Heterocyclic group · Corrosion inhibition · Density functional theory · Molecular dynamics simulation

Extended author information available on the last page of the article

Published online: 03 March 2023



Content courtesy of Springer Nature, terms of use apply. Rights reserved.



Dr. Sibsankar Pal
Officer-in-charge
Govt. Gen. Degree College, Tehatta
Nadia-741160



GOVERNMENT GENERAL DEGREE COLLEGE, TEHATTA

Tehatta, Nadia, Pin-741160

Sl No.	Name of the MoU / linkage	Name of the institution / industry with whom the MoU / linkage is made, with contact details	Year of signing MoU / linkage	Purpose of the MoU/Linkage (internship, on-the-job training, project work, student / faculty exchange and collaborative research)	Duration of MoU / linkage
1	Collaborative Research Activity	JADAVPUR UNIVERSITY	2022	Research activity by DR. SUMIT KUMAR DAS , Assistant Professor of Physics	Continuing

Government of West Bengal
Office of the Principal




e-mail : tehattagovtcollege@gmail.com
Web : tehattagovtcollege.ac.in
Ph. : 03471-250100

GOVERNMENT GENERAL DEGREE COLLEGE, TEHATTA

Tehatta, Nadia, Pin-741160

This is to certify that college has no objection in permitting **DR. SUMIT KUMAR DAS**, ASSISTANT PROFESSOR OF PHYSICS to continue his research/academic linkage/activities with the DEPARTMENT OF PHYSICS, JADAVPUR UNIVERSITY started in 2022 without hampering the normal duties of college.




Dr. Sibankar Pal
Officer-in-charge
Govt. Gen. Degree College, Tehatta
Nadia-741160



GOVERNMENT GENERAL DEGREE COLLEGE, TEHATTA

Tehatta, Nadia, Pin-741160

Materials Chemistry and Physics 295 (2023) 127140



Contents lists available at ScienceDirect

Materials Chemistry and Physics

journal homepage: www.elsevier.com/locate/matchemphys



Self-assembled gold nanoparticles on the serpentine networks of Calf Thymus-DNA Langmuir-Blodgett films as efficient SERS sensing platform: Fabrication and its application in thiram detection

Rajdeep Sinha^{a,1}, Sumit Kumar Das^{b,1}, Manash Ghosh^c, Joydeep Chowdhury^{a,*}

^a Department of Physics, Jadavpur University, Kolkata, 700032, India

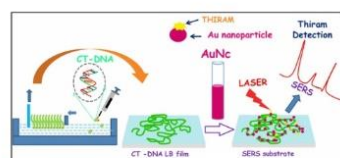
^b Department of Physics, Government General Degree College, Tehatta, Nadia, 741160, India

^c Department of Spectroscopy, Indian Association for the Cultivation of Science, Jadavpur, Kolkata, 700032, India

HIGHLIGHTS

- Fabrication of SERS active substrate from the Langmuir-Blodgett film of CT-DNA.
- Relaxation kinetics of CT-DNA molecules at the air-water interface studied.
- FESEM images of CT-DNA film exhibit complex pattern of serpentine networks.
- SERS active substrate used for thiram detection at ultrasensitive concentration.

GRAPHICAL ABSTRACT



ARTICLE INFO

Keywords:
Langmuir-Blodgett film
SERS
Calf thymus DNA
Thiram detection

ABSTRACT

Fabrication of efficient SERS active substrates from the Langmuir-Blodgett (LB) films of Calf Thymus-DNA (CT-DNA) molecule after incubation into gold nanoparticle for 24 h has been presented. Relaxation kinetics of CT-DNA molecules at the air-water interface has been explicitly studied. The experimental observations from UV-Vis electronic absorption spectra together with the FESEM and AFM images of CT-DNA molecule organized in LB film collectively suggest the presence of H-type aggregated domains due to plane-to-plane self-association of the CT-DNA molecules on the surface of the LB film. XPS spectrum of the as prepared substrate has been unveiled to identify its chemical composition while their morphological features are explored from the FESEM and AFM images. The SERS efficacy of the substrate has been tested with the 4-Mercaptopyridine (4MPy) molecule at trace concentration. SERS enhancement factors ranging from 10^4 – 10^6 orders of magnitude have been evaluated for the characteristic bands of the 4MPy molecule. The substrate not only exhibits appreciable spectral reproducibility, but it also confirms its stability and uniformity. The as prepared SERS active substrate has also been used for thiram detection at ultrasensitive concentration.

* Corresponding author.

E-mail addresses: joydeep72.c@rediffmail.com, joydeep.chowdhury@jadavpuuniversity.in (J. Chowdhury).

¹ have equal contributions.

<https://doi.org/10.1016/j.matchemphys.2022.127140>

Received 14 July 2022; Received in revised form 28 November 2022; Accepted 30 November 2022

Available online 2 December 2022

0254-0584/© 2022 Elsevier B.V. All rights reserved.

frontiers Frontiers in Chemistry

TYPE Original Research
PUBLISHED 15 November 2022
DOI 10.3389/fchem.2022.1034060

Check for updates

OPEN ACCESS

EDITED BY
Ali Eren Cetin,
Dokuz Eylul University, Turkey

REVIEWED BY
Pilar Cea,
University of Zaragoza, Spain
Marilyn Ferreira,
Federal University of São Carlos, Brazil

*CORRESPONDENCE
Joydeep Chowdhury,
joydeep72_c@rediffmail.com,
joydeep.chowdhury@jadavpuuniversity.in

[†]These authors have contributed equally to this work.

SPECIALTY SECTION
This article was submitted to Analytical Chemistry, a section of the journal Frontiers in Chemistry

RECEIVED 01 September 2022
ACCEPTED 31 October 2022
PUBLISHED 15 November 2022

CITATION
Sinha R, Das SK, Ghosh M and Chowdhury J (2022) Fabrication of gold nanoparticles tethered in heat-cooled calf thymus-deoxyribonucleic acid Langmuir-Blodgett film as effective surface-enhanced Raman scattering sensing platform.
Front. Chem. 10:1034060.
doi: 10.3389/fchem.2022.1034060

COPYRIGHT
© 2022 Sinha, Das, Ghosh and Chowdhury. This is an open-access article distributed under the terms of the Creative Commons Attribution License (CC BY). The use, distribution or reproduction in other forums is permitted, provided the original author(s) and the copyright owner(s) are credited and that the original publication in this journal is cited, in accordance with accepted academic practice. No use, distribution or reproduction is permitted which does not comply with these terms.

Fabrication of gold nanoparticles tethered in heat-cooled calf thymus-deoxyribonucleic acid Langmuir-Blodgett film as effective surface-enhanced Raman scattering sensing platform

Rajdeep Sinha^{1†}, Sumit Kumar Das^{2†}, Manash Ghosh³ and Joydeep Chowdhury^{1*}

¹Department of Physics, Jadavpur University, Kolkata, India, ²Department of Physics, Government General Degree College, Tehatta, India, ³Department of Spectroscopy, Indian Association for the Cultivation of Science, Kolkata, India

SERS active substrate fabricated through self-assembly of Gold nanoparticles on the disjointed networks of Heat-cooled Calf Thymus DNA (HC-CT DNA) Langmuir-Blodgett (LB) film has been reported. Adsorption kinetics of HC-CT DNA molecules at the air-water interface has been studied explicitly. The UV-Vis electronic absorption spectra in conjunction with the FESEM images collectively suggest the presence of H-type aggregated domains most likely owing to plane-to-plane self-association of the HC-CT DNA molecules aligned vertically on the surface of the LB film. Elemental composition and the morphological features of the as-prepared substrate (APS) are explored from XPS analysis and the FESEM, AFM images respectively. The SERS efficacy of the APS has been tested with trace concentrations of 4-Mercaptopyridine molecule. Finally, this SERS active substrate has also been used for the detection of malathion at ultrasensitive concentrations.

KEYWORDS

calf thymus DNA, Langmuir-Blodgett film, gold nanoparticles, SERS, malathion detection

1 Introduction

Surface-enhanced Raman scattering (SERS) spectroscopy has now emerged as a fascinating analytical tool for the detection of molecules at trace concentrations in the limit of single molecule regime (Nordlander et al., 2004; Kneipp et al., 2008; Hernandez-Sanchez et al., 2018; Tian et al., 2022). The reason behind the colossal enhancements of Raman bands is now attributed to the collective response from the electromagnetic (EM) and charge transfer (CT) mechanisms, of which the former



Dr. Sibsankar Pal
Officer-in-charge
Govt. Gen. Degree College, Tehatta
Nadia-741160



GOVERNMENT GENERAL DEGREE COLLEGE, TEHATTA

Tehatta, Nadia, Pin-741160

Sl No.	Name of the MoU / linkage	Name of the institution / industry with whom the MoU / linkage is made, with contact details	Year of signing MoU / linkage	Purpose of the MoU/Linkage (internship, on-the-job training, project work, student / faculty exchange and collaborative research)	Duration of MoU / linkage
1	Collaborative Research Activity	IIT KHRAGPUR	2023	Research activity by DR. AJOY MANDAL & , DR. SANJOY SATPATI Assistant Professor of Physics & Chemistry	Continuing

Government of West Bengal
Office of the Principal




e-mail : tehattagovtcollege@gmail.com
Web : tehattagovtcollege.ac.in
Ph. : 03471-250100

GOVERNMENT GENERAL DEGREE COLLEGE, TEHATTA

Tehatta, Nadia, Pin-741160

This is to certify that college has no objection in permitting **DR. AJOY MANDAL,**
ASSISTANT PROFESSOR OF PHYSICS & DR. SANJOY SATPATI,
ASSISTANT PROFESSOR OF CHEMISTRY to continue his research/academic
linkage/activities with the **IIT KHARAGPUR** under **INUP I2I PROGRAMME**
started in **2023** without hampering the normal duties of college.




Dr. Sibsanakar Pal
Officer-in-charge
Govt. Gen. Degree College, Tehatta
Nadia-741160



GOVERNMENT GENERAL DEGREE COLLEGE, TEHATTA

Tehatta, Nadia, Pin-741160

DECLARATION

I/We hereby declare that I/we do not have any funding from our parent organization/government/private funding agencies to support my/our research activities.

This is also to declare that my/our student/staff implementing the project is/are not availing any fellowship or financial assistance.

INUP project details

Title of the project: Surface & structural analysis of Turmeric & Myrene films using AFM & XRD.

Principal Investigator's name & address:

DR. AJAY MANDAL
DEPARTMENT OF PHYSICS
GOVT. GENERAL DEGREE COLLEGE, TEHATTA, 741160, W.B.

Co-Principal Investigator's name & address:

DR. SANJOY SATPATHY
DEPT. OF CHEMISTRY
GOVT. GENERAL DEGREE COLLEGE, TEHATTA
NADIA - 741160 (W.B.).

Student's name & registered degree program:

Ajay Mandal


Name & Signature

Principal Investigator

Sanjoy Satpathy

Name & Signature

Co-Principal Investigator


17/7/23
Signature & Seal of the Head of the Institute

Dr. Sibsankar Pal
Officer-in-charge
Govt. Gen. Degree College, Tehatta
Nadia-741160


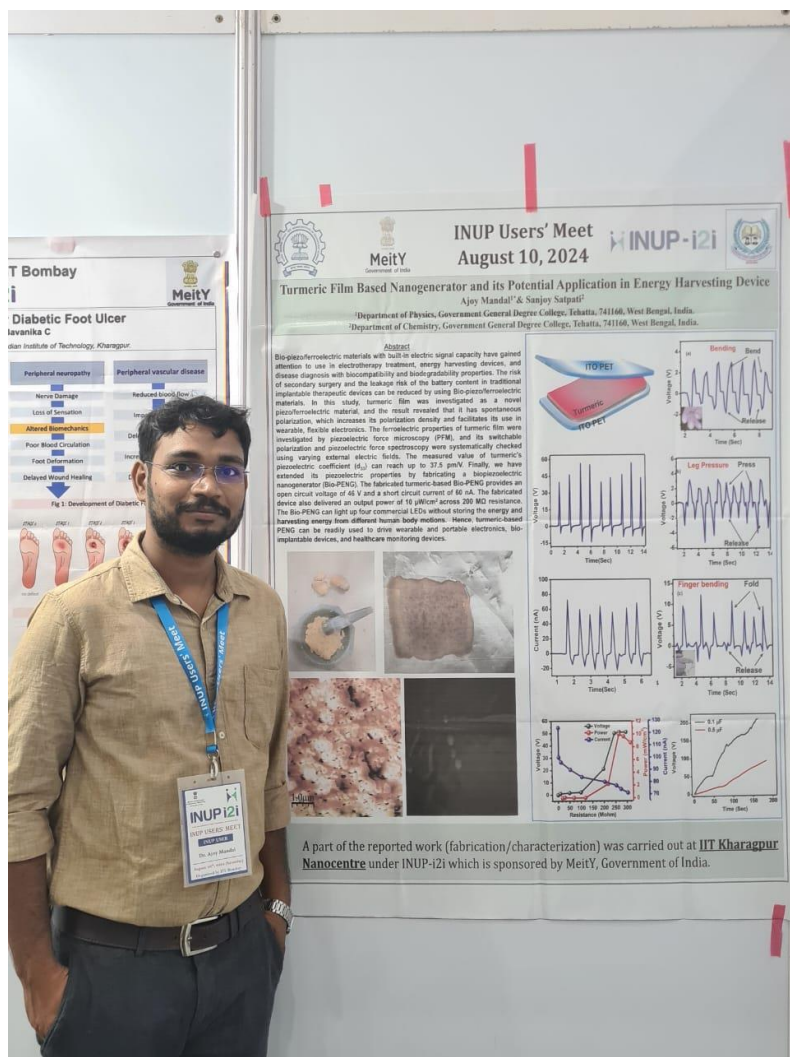
Date:





GOVERNMENT GENERAL DEGREE COLLEGE, TEHATTA

Tehatta, Nadia, Pin-741160





Dr. Sibsankar Pal
Officer-in-charge
Govt. Gen. Degree College, Tehatta
Nadia-741160



GOVERNMENT GENERAL DEGREE COLLEGE, TEHATTA

Tehatta, Nadia, Pin-741160




Dr. Sibsankar Pal
Officer-in-charge
Govt. Gen. Degree College, Tehatta
Nadia-741160



GOVERNMENT GENERAL DEGREE COLLEGE, TEHATTA

Tehatta, Nadia, Pin-741160

Sl No.	Name of the MoU / linkage	Name of the institution / industry with whom the MoU / linkage is made, with contact details	Year of signing MoU / linkage	Purpose of the MoU/Linkage (nternship, on-the-job training, project work, student / faculty exchange and collaborative research)	Duration of MoU / linkage
1	Updation/Modification of People's Biodiversity Register (PBR)	West Bengal Biodiversity Board	2023	Project work by Our College Student	15 days

Memo No. : 419 /IR(Bio)-2/2022

Date: 15 /05/2023

To

The Principal
Tehatta Govt. College
Tehatta, Nadia, West Bengal 741160

Sub: Updation / modification of People's Biodiversity Register (PBR) ... regarding.

Madam/Sir

The Biodiversity Management Committees (BMC) at all the local bodies of West Bengal have been constituted as per Biological Diversity Act 2002 for effective implementation of the said Act. The BMC plays a crucial role in conservation of biodiversity, promotion of livelihood generation through sustainable utilization of bio-resources etc.

For fulfilment of these objectives, the first and prime function of the Committee is to prepare People's Biodiversity Register (PBR) in consultation with local people. The PBR is considered as a statutory technical document that captures all the details of biological resources and their associated knowledge available in the jurisdiction of the local body. All the BMCs have already completed their PBRs.

The Ministry of Environment Forest and Climate Change has taken a nationwide initiative of PBR updation-cum-verification from 23rd May to 4th June, 2023. As per the guidelines of the exercise, students of Graduate/ Post Graduate (Zoology/ Botany / Biological science) are to be involved in this programme. The students will be trained to have an understanding of this activity. After that, they will visit the concerned Gram Panchayats (GPs) /Block for updation / modification of PBRs in consultation with local people and other stakeholders and finalise the updated PBR in prescribed format. The local administration / BMC will provide support to them. This nation-wide action has to be completed by 3rd June and the documents along with photographs will have to be uploaded on the website, to be hosted specifically for this purpose, by 4th June, 2023.

The students will be provided their conveyance/ tiffin cost and a certificate of participation on completion of this activity.

Prati Sampad Bhawan (5th Floor), Block: LB-2, Sector: III, Salt Lake City, Kolkata- 700 106, West Bengal, India.
Phone: 033-2335-2714, 2715, 2716, 2717, 2718, 2719, 2720, 2721, 2722, 2723, 2724, 2725, 2726, 2727, 2728, 2729, 2730, 2731, 2732, 2733, 2734, 2735, 2736, 2737, 2738, 2739, 2740, 2741, 2742, 2743, 2744, 2745, 2746, 2747, 2748, 2749, 2750, 2751, 2752, 2753, 2754, 2755, 2756, 2757, 2758, 2759, 2760, 2761, 2762, 2763, 2764, 2765, 2766, 2767, 2768, 2769, 2770, 2771, 2772, 2773, 2774, 2775, 2776, 2777, 2778, 2779, 2780, 2781, 2782, 2783, 2784, 2785, 2786, 2787, 2788, 2789, 2790, 2791, 2792, 2793, 2794, 2795, 2796, 2797, 2798, 2799, 2800, 2801, 2802, 2803, 2804, 2805, 2806, 2807, 2808, 2809, 2810, 2811, 2812, 2813, 2814, 2815, 2816, 2817, 2818, 2819, 2820, 2821, 2822, 2823, 2824, 2825, 2826, 2827, 2828, 2829, 2830, 2831, 2832, 2833, 2834, 2835, 2836, 2837, 2838, 2839, 2840, 2841, 2842, 2843, 2844, 2845, 2846, 2847, 2848, 2849, 2850, 2851, 2852, 2853, 2854, 2855, 2856, 2857, 2858, 2859, 2860, 2861, 2862, 2863, 2864, 2865, 2866, 2867, 2868, 2869, 2870, 2871, 2872, 2873, 2874, 2875, 2876, 2877, 2878, 2879, 2880, 2881, 2882, 2883, 2884, 2885, 2886, 2887, 2888, 2889, 2890, 2891, 2892, 2893, 2894, 2895, 2896, 2897, 2898, 2899, 2900, 2901, 2902, 2903, 2904, 2905, 2906, 2907, 2908, 2909, 2910, 2911, 2912, 2913, 2914, 2915, 2916, 2917, 2918, 2919, 2920, 2921, 2922, 2923, 2924, 2925, 2926, 2927, 2928, 2929, 2930, 2931, 2932, 2933, 2934, 2935, 2936, 2937, 2938, 2939, 2940, 2941, 2942, 2943, 2944, 2945, 2946, 2947, 2948, 2949, 2950, 2951, 2952, 2953, 2954, 2955, 2956, 2957, 2958, 2959, 2960, 2961, 2962, 2963, 2964, 2965, 2966, 2967, 2968, 2969, 2970, 2971, 2972, 2973, 2974, 2975, 2976, 2977, 2978, 2979, 2980, 2981, 2982, 2983, 2984, 2985, 2986, 2987, 2988, 2989, 2990, 2991, 2992, 2993, 2994, 2995, 2996, 2997, 2998, 2999, 3000, 3001, 3002, 3003, 3004, 3005, 3006, 3007, 3008, 3009, 3010, 3011, 3012, 3013, 3014, 3015, 3016, 3017, 3018, 3019, 3020, 3021, 3022, 3023, 3024, 3025, 3026, 3027, 3028, 3029, 3030, 3031, 3032, 3033, 3034, 3035, 3036, 3037, 3038, 3039, 3040, 3041, 3042, 3043, 3044, 3045, 3046, 3047, 3048, 3049, 3050, 3051, 3052, 3053, 3054, 3055, 3056, 3057, 3058, 3059, 3060, 3061, 3062, 3063, 3064, 3065, 3066, 3067, 3068, 3069, 3070, 3071, 3072, 3073, 3074, 3075, 3076, 3077, 3078, 3079, 3080, 3081, 3082, 3083, 3084, 3085, 3086, 3087, 3088, 3089, 3090, 3091, 3092, 3093, 3094, 3095, 3096, 3097, 3098, 3099, 3100, 3101, 3102, 3103, 3104, 3105, 3106, 3107, 3108, 3109, 3110, 3111, 3112, 3113, 3114, 3115, 3116, 3117, 3118, 3119, 3120, 3121, 3122, 3123, 3124, 3125, 3126, 3127, 3128, 3129, 3130, 3131, 3132, 3133, 3134, 3135, 3136, 3137, 3138, 3139, 3140, 3141, 3142, 3143, 3144, 3145, 3146, 3147, 3148, 3149, 3150, 3151, 3152, 3153, 3154, 3155, 3156, 3157, 3158, 3159, 3160, 3161, 3162, 3163, 3164, 3165, 3166, 3167, 3168, 3169, 3170, 3171, 3172, 3173, 3174, 3175, 3176, 3177, 3178, 3179, 3180, 3181, 3182, 3183, 3184, 3185, 3186, 3187, 3188, 3189, 3190, 3191, 3192, 3193, 3194, 3195, 3196, 3197, 3198, 3199, 3200, 3201, 3202, 3203, 3204, 3205, 3206, 3207, 3208, 3209, 3210, 3211, 3212, 3213, 3214, 3215, 3216, 3217, 3218, 3219, 3220, 3221, 3222, 3223, 3224, 3225, 3226, 3227, 3228, 3229, 3230, 3231, 3232, 3233, 3234, 3235, 3236, 3237, 3238, 3239, 3240, 3241, 3242, 3243, 3244, 3245, 3246, 3247, 3248, 3249, 3250, 3251, 3252, 3253, 3254, 3255, 3256, 3257, 3258, 3259, 3260, 3261, 3262, 3263, 3264, 3265, 3266, 3267, 3268, 3269, 3270, 3271, 3272, 3273, 3274, 3275, 3276, 3277, 3278, 3279, 3280, 3281, 3282, 3283, 3284, 3285, 3286, 3287, 3288, 3289, 3290, 3291, 3292, 3293, 3294, 3295, 3296, 3297, 3298, 3299, 3300, 3301, 3302, 3303, 3304, 3305, 3306, 3307, 3308, 3309, 3310, 3311, 3312, 3313, 3314, 3315, 3316, 3317, 3318, 3319, 3320, 3321, 3322, 3323, 3324, 3325, 3326, 3327, 3328, 3329, 3330, 3331, 3332, 3333, 3334, 3335, 3336, 3337, 3338, 3339, 3340, 3341, 3342, 3343, 3344, 3345, 3346, 3347, 3348, 3349, 3350, 3351, 3352, 3353, 3354, 3355, 3356, 3357, 3358, 3359, 3360, 3361, 3362, 3363, 3364, 3365, 3366, 3367, 3368, 3369, 3370, 3371, 3372, 3373, 3374, 3375, 3376, 3377, 3378, 3379, 3380, 3381, 3382, 3383, 3384, 3385, 3386, 3387, 3388, 3389, 3390, 3391, 3392, 3393, 3394, 3395, 3396, 3397, 3398, 3399, 3400, 3401, 3402, 3403, 3404, 3405, 3406, 3407, 3408, 3409, 3410, 3411, 3412, 3413, 3414, 3415, 3416, 3417, 3418, 3419, 3420, 3421, 3422, 3423, 3424, 3425, 3426, 3427, 3428, 3429, 3430, 3431, 3432, 3433, 3434, 3435, 3436, 3437, 3438, 3439, 3440, 3441, 3442, 3443, 3444, 3445, 3446, 3447, 3448, 3449, 3450, 3451, 3452, 3453, 3454, 3455, 3456, 3457, 3458, 3459, 3460, 3461, 3462, 3463, 3464, 3465, 3466, 3467, 3468, 3469, 3470, 3471, 3472, 3473, 3474, 3475, 3476, 3477, 3478, 3479, 3480, 3481, 3482, 3483, 3484, 3485, 3486, 3487, 3488, 3489, 3490, 3491, 3492, 3493, 3494, 3495, 3496, 3497, 3498, 3499, 3500, 3501, 3502, 3503, 3504, 3505, 3506, 3507, 3508, 3509, 3510, 3511, 3512, 3513, 3514, 3515, 3516, 3517, 3518, 3519, 3520, 3521, 3522, 3523, 3524, 3525, 3526, 3527, 3528, 3529, 3530, 3531, 3532, 3533, 3534, 3535, 3536, 3537, 3538, 3539, 3540, 3541, 3542, 3543, 3544, 3545, 3546, 3547, 3548, 3549, 3550, 3551, 3552, 3553, 3554, 3555, 3556, 3557, 3558, 3559, 3560, 3561, 3562, 3563, 3564, 3565, 3566, 3567, 3568, 3569, 3570, 3571, 3572, 3573, 3574, 3575, 3576, 3577, 3578, 3579, 3580, 3581, 3582, 3583, 3584, 3585, 3586, 3587, 3588, 3589, 3590, 3591, 3592, 3593, 3594, 3595, 3596, 3597, 3598, 3599, 3600, 3601, 3602, 3603, 3604, 3605, 3606, 3607, 3608, 3609, 3610, 3611, 3612, 3613, 3614, 3615, 3616, 3617, 3618, 3619, 3620, 3621, 3622, 3623, 3624, 3625, 3626, 3627, 3628, 3629, 3630, 3631, 3632, 3633, 3634, 3635, 3636, 3637, 3638, 3639, 3640, 3641, 3642, 3643, 3644, 3645, 3646, 3647, 3648, 3649, 3650, 3651, 3652, 3653, 3654, 3655, 3656, 3657, 3658, 3659, 3660, 3661, 3662, 3663, 3664, 3665, 3666, 3667, 3668, 3669, 3670, 3671, 3672, 3673, 3674, 3675, 3676, 3677, 3678, 3679, 3680, 3681, 3682, 3683, 3684, 3685, 3686, 3687, 3688, 3689, 3690, 3691, 3692, 3693, 3694, 3695, 3696, 3697, 3698, 3699, 3700, 3701, 3702, 3703, 3704, 3705, 3706, 3707, 3708, 3709, 3710, 3711, 3712, 3713, 3714, 3715, 3716, 3717, 3718, 3719, 3720, 3721, 3722, 3723, 3724, 3725, 3726, 3727, 3728, 3729, 3730, 3731, 3732, 3733, 3734, 3735, 3736, 3737, 3738, 3739, 3740, 3741, 3742, 3743, 3744, 3745, 3746, 3747, 3748, 3749, 3750, 3751, 3752, 3753, 3754, 3755, 3756, 3757, 3758, 3759, 3760, 3761, 3762, 3763, 3764, 3765, 3766, 3767, 3768, 3769, 3770, 3771, 3772, 3773, 3774, 3775, 3776, 3777, 3778, 3779, 3780, 3781, 3782, 3783, 3784, 3785, 3786, 3787, 3788, 3789, 3790, 3791, 3792, 3793, 3794, 3795, 3796, 3797, 3798, 3799, 3800, 3801, 3802, 3803, 3804, 3805, 3806, 3807, 3808, 3809, 3810, 3811, 3812, 3813, 3814, 3815, 3816, 3817, 3818, 3819, 3820, 3821, 3822, 3823, 3824, 3825, 3826, 3827, 3828, 3829, 3830, 3831, 3832, 3833, 3834, 3835, 3836, 3837, 3838, 3839, 3840, 3841, 3842, 3843, 3844, 3845, 3846, 3847, 3848, 3849, 3850, 3851, 3852, 3853, 3854, 3855, 3856, 3857, 3858, 3859, 3860, 3861, 3862, 3863, 3864, 3865, 3866, 3867, 3868, 3869, 3870, 3871, 3872, 3873, 3874, 3875, 3876, 3877, 3878, 3879, 3880, 3881, 3882, 3883, 3884, 3885, 3886, 3887, 3888, 3889, 3890, 3891, 3892, 3893, 3894, 3895, 3896, 3897, 3898, 3899, 3900, 3901, 3902, 3903, 3904, 3905, 3906, 3907, 3908, 3909, 3910, 3911, 3912, 3913, 3914, 3915, 3916, 3917, 3918, 3919, 3920, 3921, 3922, 3923, 3924, 3925, 3926, 3927, 3928, 3929, 3930, 3931, 3932, 3933, 3934, 3935, 3936, 3937, 3938, 3939, 3940, 3941, 3942, 3943, 3944, 3945, 3946, 3947, 3948, 3949, 3950, 3951, 3952, 3953, 3954, 3955, 3956, 3957, 3958, 3959, 3960, 3961, 3962, 3963, 3964, 3965, 3966, 3967, 3968, 3969, 3970, 3971, 3972, 3973, 3974, 3975, 3976, 3977, 3978, 3979, 3980, 3981, 3982, 3983, 3984, 3985, 3986, 3987, 3988, 3989, 3990, 3991, 3992, 3993, 3994, 3995, 3996, 3997, 3998, 3999, 4000, 4001, 4002, 4003, 4004, 4005, 4006, 4007, 4008, 4009, 4010, 4011, 4012, 4013, 4014, 4015, 4016, 4017, 4018, 4019, 4020, 4021, 4022, 4023, 4024, 4025, 4026, 4027, 4028, 4029, 4030, 4031, 4032, 4033, 4034, 4035, 4036, 4037, 4038, 4039, 4040, 4041, 4042, 4043, 4044, 4045, 4046, 4047, 4048, 4049, 4050, 4051, 4052, 4053, 4054, 4055, 4056, 4057, 4058, 4059, 4060, 4061, 4062, 4063, 4064, 4065, 4066, 4067, 4068, 4069, 4070, 4071, 4072, 4073, 4074, 4075, 4076, 4077, 4078, 4079, 4080, 4081, 4082, 4083, 4084, 4085, 4086, 4087, 4088, 4089, 4090, 4091, 4092, 4093, 4094, 4095, 4096, 4097, 4098, 4099, 4100, 4101, 4102, 4103, 4104, 4105, 4106, 4107, 4108, 4109, 4110, 4111, 4112, 4113, 4114, 4115, 4116, 4117, 4118, 4119, 4120, 4121, 4122, 4123, 4124, 4125, 4126, 4127, 4128, 4129, 4130, 4131, 4132, 4133, 4134, 4135, 4136, 4137, 4138, 4139, 4140, 4141, 4142, 4143, 4144, 4145, 4146, 4147, 4148, 4149, 4150, 4151, 4152, 4153, 4154, 4155, 4156, 4157, 4158, 4159, 4160, 4161, 4162, 4163, 4164, 4165, 4166, 4167, 4168, 4169, 4170, 4171, 4172, 4173, 4174, 4175, 4176, 4177, 4178, 4179, 4180, 4181, 4182, 4183, 4184, 4185, 4186, 4187, 4188, 4189, 4190, 4191, 4192, 4193, 4194, 4195, 4196, 4197, 4198, 4199, 4200, 4201, 4202, 4203, 4204, 4205, 4206, 4207, 4208, 4209, 4210, 4211, 4212, 4213, 4214, 4215, 4216, 4217, 4218, 4219, 4220, 4221, 4222, 4223, 4224, 4225, 4226, 4227, 4228, 4229, 4230, 4231, 4232, 4233, 4234, 4235, 4236, 4237, 4238, 4239, 4240, 4241, 4242, 4243, 4244, 4245, 4246, 4247, 4248, 4249, 4250, 4251, 4252, 4253, 4254, 4255, 4256, 4257, 4258, 4259, 4260, 4261, 4262, 4263, 4264, 4265, 4266, 4267, 4268, 4269, 4270, 4271, 4272, 4273, 4274, 4275, 4276, 4277, 4278, 4279, 4280, 4281, 4282, 4283, 4284, 4285, 4286, 4287, 4288, 4289, 4290, 4291, 4292, 4293, 4294, 4295, 4296, 4297, 4298, 4299, 4300, 4301, 4302, 4303, 4304, 4305, 4306, 4307, 4308, 4309, 4310, 4311, 4312, 4313, 4314, 4315, 4316, 4317, 4318, 4319, 4320, 4321, 4322, 4323, 4324, 4325, 4326, 4327, 4328, 4329, 4330, 4331, 4332, 4333, 4334, 4335, 4336, 4337, 4338, 4339, 4340, 4341, 4342, 4343, 4344, 4345, 4346, 4347, 4348, 4349, 4350, 4351, 4352, 4353, 4354, 4355, 4356, 4357, 4358, 4359, 4360, 4361, 4362, 4363, 4364, 4365, 4366, 4367, 4368, 4369, 4370, 4371, 4372, 4373, 4374, 4375, 4376, 4377, 4378, 4379, 4380, 4381, 4382, 4383, 4384, 4385, 4386, 4387, 4388, 4389, 4390, 4391, 4392, 4393, 4394, 4395, 4396, 4397, 4398, 4399, 4400, 4401, 4402, 4403, 4404, 4405, 4406, 4407, 4408, 4409, 4410, 4411, 4412, 4413, 4414, 4415, 4416, 4417, 4418, 4419, 4420, 4421, 4422, 4423, 4424, 4425, 4426, 4427, 4428, 4429, 4430, 4431, 4432, 4433, 4434, 4435, 4436, 4437, 4438, 4439, 4440, 4441, 4442, 4443, 4444, 4445, 4446, 4447, 4448, 4449, 4450, 4451, 4452, 4453, 4454, 4455, 4456, 4457, 4458, 4459, 4460, 4461, 4462, 4463, 4464, 4465, 4466, 4467, 4468, 4469, 4470, 4471, 4472, 4473, 4474, 4475, 4476, 4477, 4478, 4479, 4480, 4481, 4482, 4483, 4484, 4485, 4486, 4487, 4488, 4489, 4490, 4491, 4492, 4493, 4494, 4495, 4496, 4497, 4498, 4499, 4500, 4501, 4502, 4503, 4504, 4505, 4506, 4507, 4508, 4509, 4510, 4511, 4512, 4513, 4514, 4515, 4516, 4517, 4518, 4519, 4520, 4521, 4522, 4523, 4524, 4525, 4526, 4527, 4528, 4529, 4530, 4531, 4532, 4533, 4534, 4535, 4536, 4537, 4538, 4539, 4540, 4541, 4542, 4543, 4544, 4545, 4546, 4547, 4548, 4549, 4550, 4551, 4552, 4553, 4554, 4555, 4556, 4557, 4558, 4559, 4560, 4561, 4562, 4




GOVERNMENT GENERAL DEGREE COLLEGE, TEHATTA

Tehatta, Nadia, Pin-741160



List of our students participated in updation / modification process of Tehatta I Block PBR


Sl. No.	Name of the students	Email Id
1.	Dipam Dutta	dipamdutta92001@gmail.com
2.	Tannayee Ghatak	tannayeeghatak@gmail.com
3.	Salin Shahrar Mondal	sahinshahrarmondal@gmail.com
4.	Subrata Biswas	subratabiswas03032002@gmail.com
5.	Jisan Shaikh	Shaikhjisan143@gmail.com
6.	Rubel Sekh	rubelsekh2412@gmail.com
7.	Rakib Sekh	rakibsekh2002@gmail.com
8.	Shova Khatun	shovacharakpota@gmail.com
9.	Rizwan Mondal	rizwanmondal186@gmail.com
10.	Shubhira Laha	shubhralaha3k@gmail.com
11.	Avish Sarkar	avish2776@gmail.com
12.	Saikat Debnath	debnathbabu819@gmail.com
13.	Takee Mondal	mandaltakee@gmail.com
14.	Fokuruddin Ahamed Mallick	mallick642001@gmail.com
15.	Bijoy Ghosh	bijoyg270@gmail.com
16.	Dipen Mandal	dipenmandal741155@gmail.com


(Dr. Sibsankar Pal)
Officer-In-Charge
Govt. Gen. Degree College, Tehatta
Nadia-741160



Officer-in-charge
Govt. Gen. Degree College, Tehatta
Nadia-741160





Dr. Sibsankar Pal
Officer-in-charge
Govt. Gen. Degree College, Tehatta
Nadia-741160



GOVERNMENT GENERAL DEGREE COLLEGE, TEHATTA

Tehatta, Nadia, Pin-741160




Dr. Sibsankar Pal
Officer-in-charge
Govt. Gen. Degree College, Tehatta
Nadia-741160